
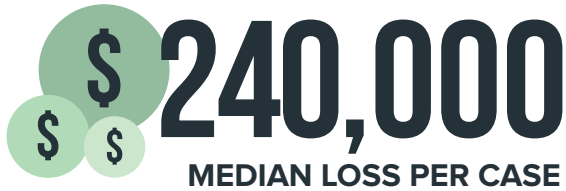


OCCUPATIONAL FRAUD in the MANUFACTURING INDUSTRY



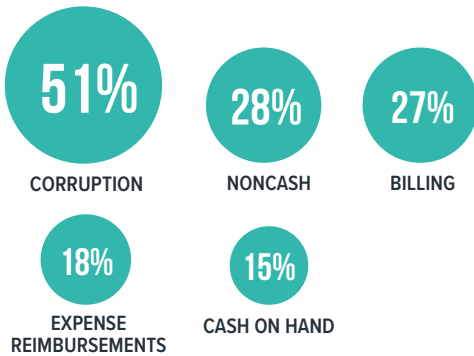
The ACFE's 2018 *Report to the Nations* included **212 cases** of occupational fraud in the **manufacturing industry**



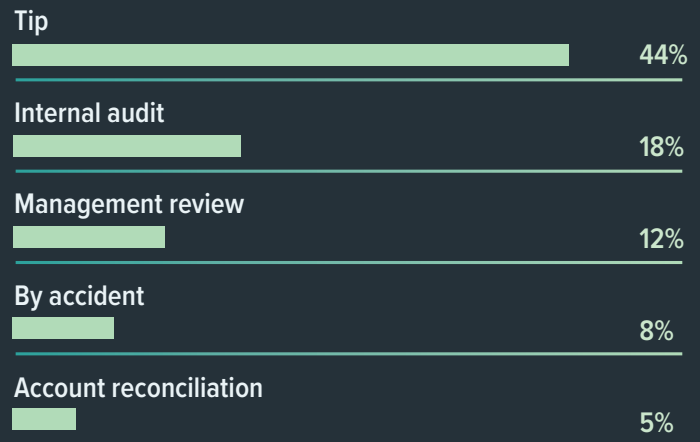
Median duration of a fraud scheme



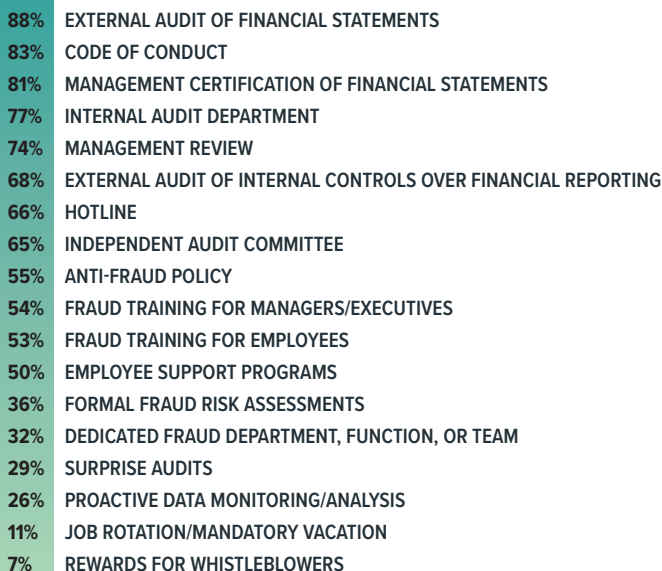
MOST COMMON SCHEMES




How are occupational frauds in the manufacturing industry most often detected?



MOST COMMON ANTI-FRAUD CONTROLS



FRAUDSTERS WHO HAD BEEN WITH THEIR ORGANIZATIONS LONGER CAUSED SIGNIFICANTLY LARGER LOSSES



MORE THAN 5 YEARS' TENURE

\$300,000

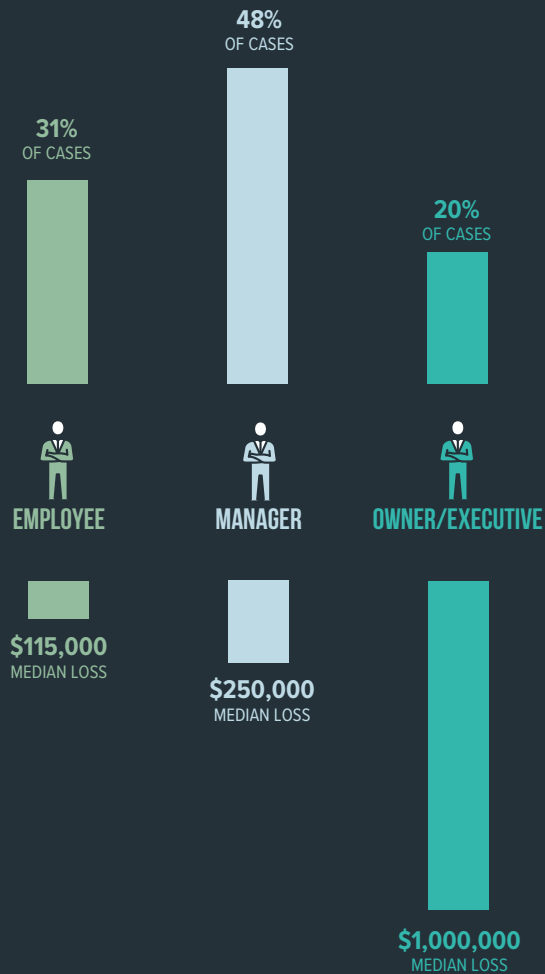
MEDIAN LOSS

5 YEARS' TENURE OR LESS

\$200,000

MEDIAN LOSS

How does the perpetrator's level of authority relate to occupational fraud?



WHERE DID PERPETRATORS WORK WITHIN THEIR ORGANIZATIONS?

These were the three most common departments:



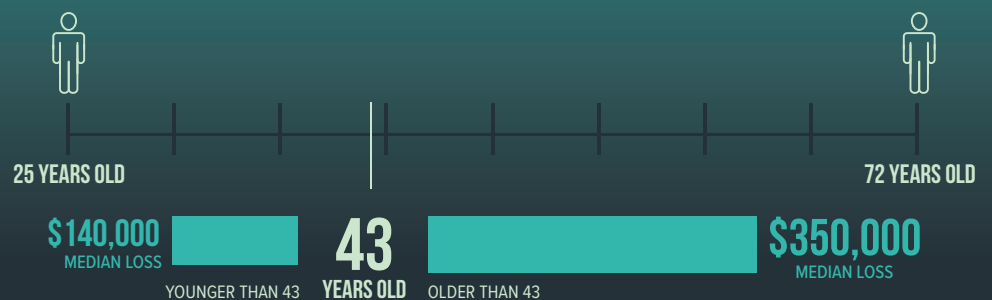
MOST COMMON BEHAVIORAL RED FLAGS EXHIBITED BY PERPETRATORS



Median age for all fraudsters in the industry was

43

LOSSES CAUSED BY FRAUDSTERS ABOVE THE MEDIAN AGE WERE MUCH LARGER THAN LOSSES CAUSED BY THOSE BELOW THE MEDIAN:



Data from the ACFE's 2018 *Report to the Nations*. Download the full report and other resources at [ACFE.com/RTTN](https://www.acfe.com/RTTN).

© 2018 Association of Certified Fraud Examiners, Inc. All rights reserved. "ACFE," "CFE," "Certified Fraud Examiner," "Association of Certified Fraud Examiners," "Report to the Nations," the ACFE Logo and related trademarks, names and logos are the property of the Association of Certified Fraud Examiners, Inc., and are registered and/or used in the U.S. and countries around the world.