

THE COST OF OCCUPATIONAL FRAUD AGAINST GOVERNMENT ORGANIZATIONS




Government organizations are entrusted with both the funding and the responsibility to serve the public good. Unfortunately, fraud perpetrators violate that trust, resulting in lost funds, unmet public needs, and reputational damage. Our study provides some insight into the direct cost of occupational fraud against government organizations.*

OUR STUDY COVERED



357 CASES
OF OCCUPATIONAL FRAUD
AGAINST THE GOVERNMENT



\$2,522,000
AVERAGE LOSS PER CASE



24% OF CASES
HAD LOSSES OF
\$1 MILLION+

Causing total losses of more than
\$872 MILLION

LOSS PER CASE

25TH PERCENTILE

\$25,000

MEDIAN

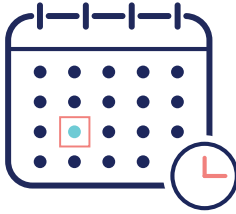
\$138,000

75TH PERCENTILE

\$800,000

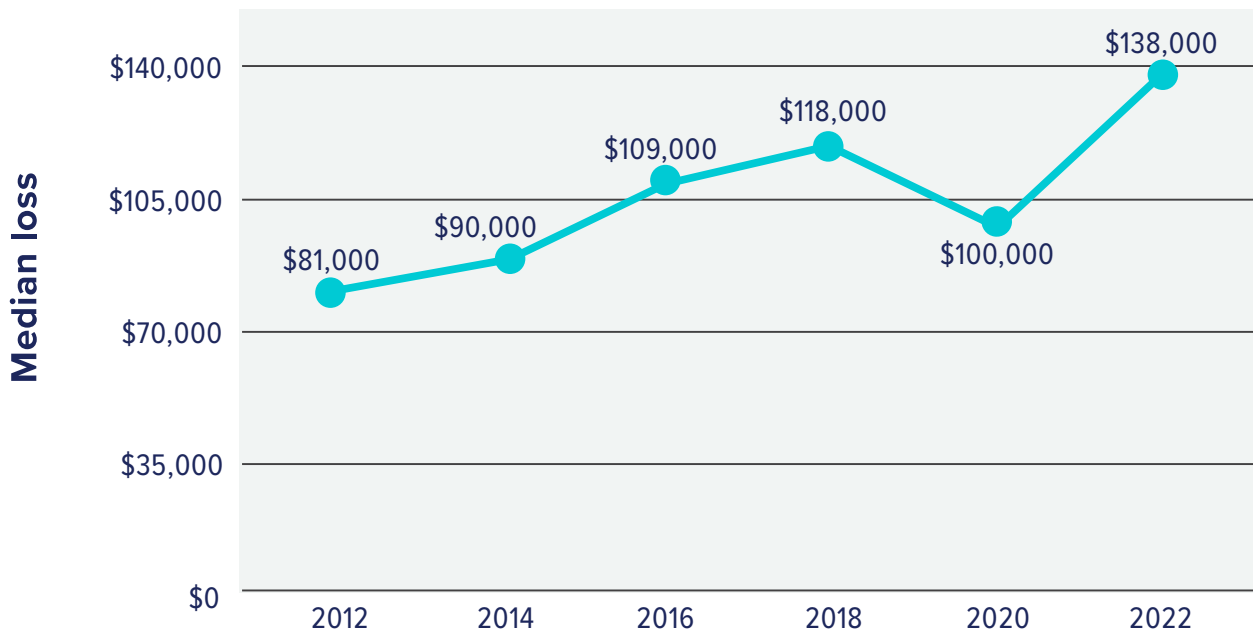
\$0 \$100,000 \$200,000 \$300,000 \$400,000 \$500,000 \$600,000 \$700,000 \$800,000

*All loss amounts are expressed in terms of U.S. dollars, which is how respondents reported this information in the *Global Fraud Survey*.

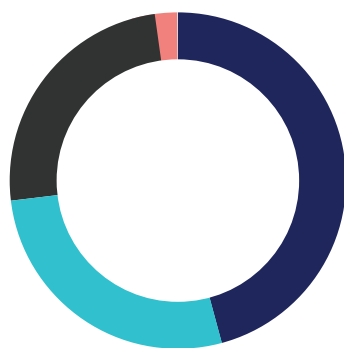


THE TYPICAL CASE OF OCCUPATIONAL FRAUD AGAINST A GOVERNMENT ORGANIZATION LASTS **12 MONTHS** BEFORE BEING DETECTED.

OCCUPATIONAL FRAUD AGAINST THE GOVERNMENT IS BECOMING MORE COSTLY.



OCCUPATIONAL FRAUD AFFECTS VARIOUS LEVELS OF GOVERNMENT DIFFERENTLY.



- National: 46% (\$200,000*)
- State/provincial: 27% (\$56,000*)
- Local: 25% (\$125,000*)
- Other: 2% (N/A*)

*Dollar amounts are median loss. Median loss calculations for categories with fewer than 10 cases were omitted.